



Head Start and Early Head Start-CC

Contact Us

Colorado Early Education Network
Head Start and Early Head Start
710 11th Ave Ste L90
Greeley, CO 80631



Phone: 970-515-6664
Web: CEEN.org
produced on 1.20.21



2019-2020 Annual Report



Mission Statement:

The mission of the Colorado Early Education Network (CEEN) is to facilitate and enhance productive programming and services for children, staff, and parenting partnerships, along with partnering with educational entities, community resources, and local, state and federal agencies. CEEN is designed to create a collaborative network bridge between resources, programs and participants.

Financial Information:

HS Fiscal Year May 1, 2019 – April 30, 2020 and EHS Fiscal Year September 1, 2019 – August 31, 2020

	Head Start Year 3 Budget	Head Start Year 3 Actual	Early Head Start Year 1 Budget	Early Head Start Year 1 Actual	Non-Federal Share (HS & EHS)
Revenue					
Program Revenue	4,846,251.00	4,846,251.00	882,714.00	868,858.19	1,685,626.47
CCCAP Subsidies*	0.00	0.00	161,300.00	161,303.58	
Total Revenue	4,846,251.00	4,846,251.00	1,043,714.00	1,030,161.77	1,685,626.47
Expenditures					
Personnel Expenses	3,093,590.00	2,993,338.73	735,984.00	713,619.79	402,834.51
Fringe Benefits	771,880.00	614,041.42	124,699.00	124,105.27	
Travel	0.00	0.00	0.00	0.00	
Equipment	0.00	0.00	0.00	0.00	
Supplies	225,457.00	241,816.78	46,400.00	78,330.30	
Contractual	309,824.00	265,691.31	64,443.00	41,455.80	
Other	388,807.00	674,669.76	52,400.00	52,562.61	1,282,791.96
Training & Technical Assistance	56,693.00	56,693.00	20,088.00	20,088.00	
Total Expenditures	4,846,251.00	4,846,251.00	1,043,714.00	1,030,161.77	1,685,626.47

*Expended all
CCCAP Funds
*Expended all
CACFP Funds

*\$161,303.58

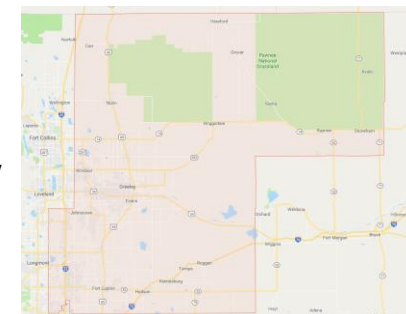
*\$340,773.46

The **Independent Financial Audit** was completed on October 30, 2020 for the 2019-2020 grant year. There were no deficiencies and no areas of non-compliance.

The **401k Plan Audit** was completed on January 19, 2021 for the 2019-2020 grant year. There were no deficiencies and no areas of non-compliance.

Service Area:

Colorado Early Education Network (CEEN) provides Head Start and Early Head Start center-based services in Weld County, Colorado. Many of the communities served are small, rural, and separated by large distances; the largest community is the city of Greeley (population of 108,175). The total *funded* enrollment is 562 Head Start preschool children and 48 Early Head Start infant/toddler children. The program has a total of 12 centers; 10 are preschool centers and 2 are centers for infants and toddlers. Five preschool centers are located in Greeley/Evans in modular buildings located on School District 6 campuses; one additional preschool is located in the Plaza del Milagro center in Greeley; one preschool center is located in the annex of the AC School on 23rd Ave; the final preschool center is located at the John Evans campus. The remaining two preschool centers are located in La Salle and Milliken.



The EHS-CC Jefferson infant and toddler center has three classrooms located within the Weld County School District 6 Jefferson High School. The John Evans Early Head Start center with three additional infant/toddler classrooms opened April 23, 2018.

Enrollment Information:

- Total Cumulative Number of Children and Families served: Head Start – 647; Early Head Start - 71
- Percentage of Eligible Children Served: Head Start- 100%; Early Head Start-100%
- 35 Preschool Classrooms Operated: 18 double-session “part-day” classrooms, 1 “full day” classroom, 16 “extended day” classrooms
- 6 Infant/Toddler Classrooms Operated: 6 full-day, full-year classrooms.
- Average Monthly Attendance: 87.07% for Head Start; 84.64% for Early Head Start.
- Enrolled Head Start Children by Age: 2.5 yrs-3 yrs (20); 3-4 yrs (243) and 4-5 yrs (384)
- Enrolled Early Head Start Children by Age: 6 wks-12 months (28); 12-23 months (22); 24-35 months (21).
- Primary/Home Language for Head Start Children: English (408), Spanish (192), Other-Swahili, Somali, Burmese, Karini (47).

Office of Head Start Federal Reviews:

- **CLASS Federal Review: October 2019** Ratings in all 3 Domains exceeded the requirements of the Office of Head Start. Specific ratings for each Domain and Dimension are shown in the “Teacher-Child Interactions” section.
- **Focus Area Two Federal Review:** Scheduled for April 2020; cancelled due to pandemic. Rescheduled for January 2021.

Medical, Health and Dental Child Information

- Number of Children with source of continuous, accessible health care: 647 Head Start; 71 Early Head Start.
- Number of Preschool Children who received preventative and primary health care per Colorado’s EPSDT schedule: 37 at the beginning of the year; 476 at the end of the school year.
- Number of Infant/Toddler Children who received preventative and primary health care per Colorado’s EPSDT schedule: 16 at the beginning of the year; 45 at the end of the school year.
- Number of Children treated for chronic conditions diagnosed by a health care professional: 114 Head Start; 3 Early Head Start.
- Number of Children with all possible up-to-date immunizations; or exempt: 648 Head Start; 68 Early Head Start.
- Number of HS/EHS Children with continuous, accessible care provided by a dentist: 617/54 in the fall; 622/55 in the spring.
- Number of HS/EHS Children who received preventive dental care: 559 Head Start children, 55 Early Head Start infants and toddlers.
- Number of Children who received a professional dental exam: 594 Head Start children.
- Number of Children who received treatment for dental conditions diagnosed by a dentist: 63 Head Start children.



Disabilities, Foster Care and Homelessness Services:

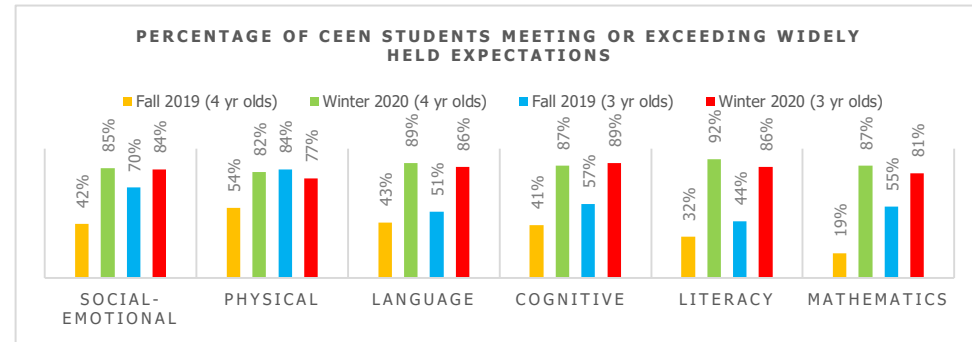
- Number of Preschool Children who had an Individualized Education Program (IEP) and received special education services: 60
- Number of Infant and Toddlers who had an Individualized Family Service Plan (IFSP) and received services: 7
- Total number of children referred by a child welfare agency: 25 Head Start; 3 Early Head Start
- Total number of families experiencing homelessness: 18 Head Start; 0 Early Head Start
- Number of families experiencing homelessness that acquired housing during the enrollment year: 10 Head Start; 2 Early Head Start
- Total number of children living *below* 100% of the federal poverty line: 375 Head Start; 50 Early Head Start.



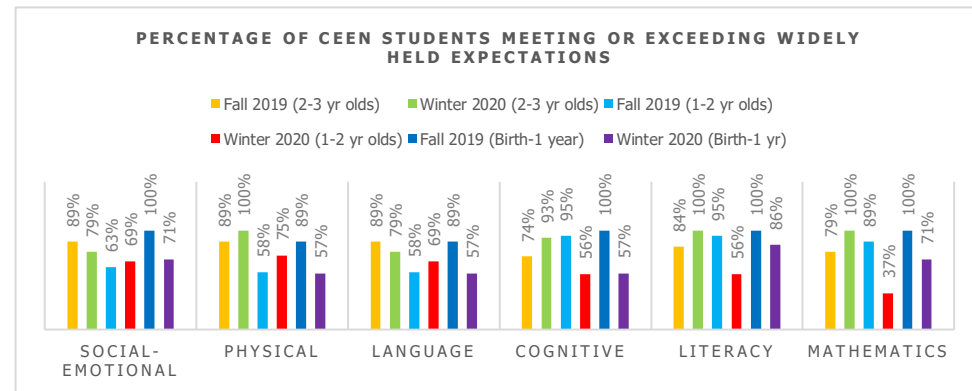
School Readiness, Evidence-Based Teaching Strategies and Curriculum

The Creative Curriculum for Preschool 5th Edition and 6th Edition with Expanded Daily Resources; GOLD Online Child Assessment system; and the Pyramid and CARES Social-Emotional Strategies are used. Teaching Strategies GOLD is based on 38 research-based objectives that include predictors of school success and are aligned with the Colorado Academic Standards for Preschool and Kindergarten, Colorado Quality Standards for Early Childhood Care and Education Services and the Head Start Child Development and Early Learning Framework.

Outcome data for children’s growth and developmental progress is gathered twice this year due to the COVID-19 Pandemic. Here is the Fall 2019 Baseline child assessment data and the Winter 2020 Final child assessment outcome data.



The Creative Curriculum for Infants, Toddlers, & Two’s 2nd Edition, GOLD Online Child Assessment system, and the Pyramid and the CARES Social-Emotional Strategies are used. Teaching Strategies GOLD is based on 38 research-based objectives that include predictors of school success and are aligned with the Colorado Academic Standards for Preschool and Kindergarten, Colorado Quality Standards for Early Childhood Care and Education Services and the Head Start Early Learning Outcomes Framework.



Teacher-Child Interactions:

Strong positive relationships with teachers within environments that validate the cultural and linguistic backgrounds of children foster positive opportunities for the development of social competence and academic growth. The Classroom Assessment Scoring System (CLASS) focuses on the quality of teacher-child classroom interactions and is completed once this year during the CLASS Federal Review. Final CLASS Assessment Ratings Results for CEEN Head Start were not completed this year due to COVID-19 Pandemic.

CEEN Head Start 2019 Fall CLASS Review Scores October 21-25, 2019	
Domain: Emotional Support CEEN rated 6.2150	
The 2018 National Average for Emotional Support is 6.08; the lowest 10% cutoff is 5.6641. The Head Start Act 2007 minimum requirement for Emotional Support is 4.0.	
Emotional Support	<ul style="list-style-type: none"> ➤ Positive Climate scores avg. = 6.26 ➤ Negative Climate scores avg. = 1.04 ➤ Teacher Sensitivity scores avg. = 5.88 ➤ Regard for Student Perspectives scores avg. = 5.76
Domain: Classroom Organization CEEN rated 5.7267	
The 2018 National average for Classroom Organization is 5.80; the lowest 10% cutoff is 5.2803. The Head Start Act 2007 minimum requirement for Classroom Organization is 3.0.	
Classroom Organization	<ul style="list-style-type: none"> ➤ Behavior Management scores avg. = 5.82 ➤ Productivity scores avg. = 6.14 ➤ Instructional Learning Formats scores avg. = 5.22
Domain: Instructional Support CEEN rated 2.9400	
The 2018 National average for Instructional Support is 2.96; the lowest 10% cutoff is 2.3125. The Head Start Act 2007 minimum requirement for Instructional Support is 2.0.	
Instructional Support	<ul style="list-style-type: none"> ➤ Concept Development scores avg. = 2.50 ➤ Quality of Feedback scores avg. = 3.10 ➤ Language Modeling scores avg. = 3.22

Center Staff Qualifications (Preschool)

- Teachers and SEM's with Teaching Responsibilities (26): Advanced Degree (MA) in ECE or related field (1), BA in ECE or related field (13), Associates in ECE or related field (12).
- Teachers: Avg. Number of Preschool Teaching Hrs of Experience = 9,600+ hrs.
- Teachers: Avg. ECE college credit hours = 43.0 credit hours.
- Assistant Teachers (26): Bachelors in ECE or related field (2), AA ECE or related field (1), Preschool CDA (17), enrolled in Preschool CDA (6). Enrolled in AA/BA (5).
- Assistant Teachers: Avg. Number of Preschool Teaching Hrs of Experience = 6,400 hrs.
- Assistant Teachers: Avg. ECE college credit hours = 17.0 credit hours.
- Site Education Managers (SEM's) (5): Masters in ECE or related field (1), Bachelors in ECE or related field (3), Associates in ECE or related field (1).
- SEM's: Avg. Number of Preschool Teaching Hrs of Experience = 17,600+ hrs.; Avg. ECE college credit hours = 55.0 hours.

Infant/Toddler Child Development Staff: Teachers and SEM's (14)

- BA ECE; focus on Infant/Toddler (2)
- AA ECE; focus on Infant/Toddler (2)
- Infant/Toddler CDA/Equivalent (11)
- Site Education Managers (SEM's) (2): BA in ECE or related field (1), AA in ECE (1).

Family Services and Family Engagement

- CEEN families that received at least one service (crisis intervention, mental health, substance abuse prevention, domestic violence services, parent education, etc.): 547 Head Start; 52 Early Head Start
- Number of CEEN families that Volunteered in the program: 464 Head Start; 59 Early Head Start
- Total number of CEEN fathers who participated in regularly scheduled activities: 138 Head Start; 7 Early Head Start
- Number of Documented Hours Head Start Families Spent Completing Specific Educational Activities at Home: 14,570.73 hours
- Number of Documented Hours Early Head Start Families Spent Completing Specific Educational Activities at Home: 2,527.50 hours
- Total Amount of Head Start Family/Parent Non-Federal Share (In-Kind Contributions): \$343,286.43.
- Total Amount of Early Head Start Family/Parent Non-Federal Share (In-Kind Contributions): \$59,548.08

