

Head Start and Early Head Start-CC

Contact Us

Colorado Early Education Network
Head Start and Early Head Start
710 11th Ave Ste L90
Greeley, CO 80631




Phone: 970-515-6664

Web: CEEN.org

produced on 1.11.23

2021-2022 Annual Report



Mission Statement:

The mission of the Colorado Early Education Network (CEEN) is to facilitate and enhance productive programming and services for children, staff, and parenting partnerships, along with partnering with educational entities, community resources, and local, state and federal agencies. CEEN is designed to create a collaborative network bridge between resources, programs and participants.

Financial Information:

Head Start 5.1.2021-4/30/2022
Early Head Start 9/1/2021-8/31/2022

	Head Start Year 5 Budget	Head Start Year 5 Actual	Early Head Start Year 3 Budget	Early Head Start Year 3 Actual	Non-Federal Share (HS & EHS)
Revenue					
Program Revenue	5,152,959.00	5,152,959.00	946,129.00	881,653.42	1,752,345.98
CCCAP Subsidies*	0.00	0.00	167,527.00	341,507.21	
Total Revenue	5,152,959.00	5,152,959.00	1,113,656.00	1,223,160.63	1,752,345.98
Expenditures					
Personnel Expenses	3,093,590.00	3,086,465.79	793,573.00	785,283.15	476,929.02
Fringe Benefits	668,000.00	763,421.42	120,829.00	165,138.32	
Travel	0.00	0.00	0.00	0.00	
Equipment	0.00	0.00	0.00	0.00	
Supplies	205,928.00	347,367.25	35,800.00	93,337.76	
Contractual	396,353.00	367,191.37	69,216.00	81,607.98	
Other	378,664.00	531,820.17	74,150.00	81,983.05	1,275,416.96
Training & Technical Assistance	56,693.00	56,693.00	20,088.00	15,810.37	
Total Expenditures	5,152,959.00	5,152,959.00	1,113,656.00	1,223,160.63	1,752,345.98

*Expended all CCCAP Funds *\$341,507.21
 *Expended all CACFP Funds *\$292,677.21

Service Area:

Colorado Early Education Network (CEEN) provides Head Start and Early Head Start center-based services in Weld County, Colorado. Many of the communities served are small, rural, and separated by large distances; the largest community is the city of Greeley (population of 112,816). The total funded enrollment is 562 Head Start preschool children and 48 Early Head Start infant/toddler children. The program has a total of 12 centers; 10 are preschool centers and 2 are centers for infants and toddlers. Five preschool centers are located in Greeley/Evans in modular buildings located on School District 6 campuses; one additional preschool is located in the Plaza del Milagro center in Greeley; one preschool center is located in the annex of the AC School on 23rd Ave; the final preschool center is located at the John Evans campus. The remaining two preschool centers are located in La Salle and Milliken.



The EHS-CC Jefferson infant and toddler center has three classrooms located within the Weld County School District 6 Jefferson High School. The John Evans Early Head Start center with three additional infant/toddler classrooms opened April 23, 2018.

Enrollment Information:

- Total Cumulative Number of Children and Families served: Head Start – 509; Early Head Start – 73. Enrollment numbers for Head Start were lower due to the COVID pandemic and social-distancing restrictions.
- Percentage of Eligible Children Served: Head Start- 100%; Early Head Start-100%
- 26 Preschool Classrooms Operated: 7 double-session “part-day” classrooms, 1 “full day” classroom, 18 “extended day” classrooms.
- 6 Infant/Toddler Classrooms Operated: 6 full-day, full-year classrooms.
- 23 teen parent’s children were enrolled at the Jefferson site. Of those 23 teen parents, 7 graduated during 2021-2022 school year.
- Average Monthly Attendance: 79.05% for Head Start; 77.41% for Early Head Start.
- Enrolled Head Start Children by Age: 2-5 yrs-3 yrs (42); 3-4 yrs (184) and 4-5 yrs (283)
- Enrolled Early Head Start Children by Age: 6 wks-12 months (30); 12-23 months (20); 24-35 months (23).
- Primary/Home Language for Head Start Children: English (269), Spanish (197), Other-Swahili, Somali, Burmese, Karini (43).

The Independent Financial Audit was completed on October 31, 2022 for the 2021-2022 grant year. There were no deficiencies and no areas of non-compliance.

The 401k Plan Audit is in process and scheduled to be completed in January 2023.

Medical, Health and Dental Child Information

- Number of children with source of continuous, accessible health care: 509 out of 509 or 100% of Head Start; 69 out of 73 or **94.5%** Early Head Start.
- Number of Preschool Children who received preventative and primary health care per Colorado's EPSDT schedule: 30 at the beginning of the year; 418 out of 509 or **82%** at the end of the school year.
- Number of Infant/Toddler Children who received preventative and primary health care per Colorado's EPSDT schedule: 25 at the beginning of the year; 57 out of 73 or 78% at the end of the school year.
- Number of children treated for chronic conditions diagnosed by a health care professional: 91 Head Start Children were diagnosed, of these 76 or **83.5%** received medical treatment for their diagnosed chronic health condition. 6 Early Head Start Children were diagnosed, of these 2 or **33.33%** of these Early Head Start children received medical treatment for their diagnosed chronic health condition.
- Number of Children with all possible up-to-date immunizations; or exempt: 506 or 99.4% of Head Start; 70 or **95.8%** of Early Head Start.
- Number of Children with continuous, accessible care provided by a dentist: 503 out of 509 or 98.8% of Head Start children and 68 out of 73 or **93.1%** of Early Head Start children.
- Number of HS/EHS Children who received preventive dental care: 449 out of 509 or **88.2%** Head Start children; 52 out of 73 or **71.2%** Early Head Start children.
- Number of Children who received a professional dental exam: 455 out of 509 or **89.3%** of Head Start children.
- Number of Children who received treatment for dental conditions diagnosed by a dentist: 68 Head Start Children diagnosed as needing dental treatment during the program year, of those 68 or 100% received or are receiving dental treatment.
- Number of Children referred for Mental Health services: 1 Head Start child; 0 Early Head Start children.

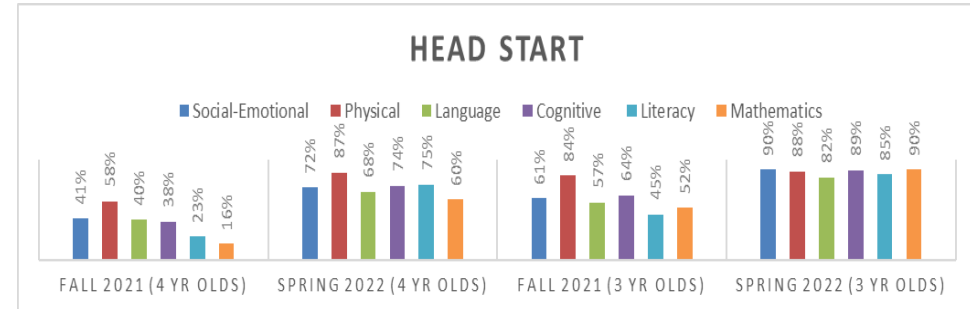


Disabilities, Foster Care and Homelessness Services:


- Number of Preschool Children who had an Individualized Education Program (IEP) and received special education services: **48**
- Number of Infant and Toddlers who had an Individualized Family Service Plan (IFSP) and received services: **11**
- Total number of children referred by a child welfare agency: 8 Head Start; **5** Early Head Start
- Total number of families experiencing homelessness: 11 Head Start; 3 Early Head Start
- Number of families experiencing homelessness that acquired housing during the enrollment year: 2 Head Start; 1 Early Head Start
- Total number of children living *below* 100% of the federal poverty line: 284 Head Start; 50 Early Head Start.

School Readiness, Evidence-Based Teaching Strategies and Curriculum

The Creative Curriculum for Preschool 5th Edition and 6th Edition with Expanded Daily Resources; GOLD Online Child Assessment system; and the Pyramid and CARES Social-Emotional Strategies are used. Teaching Strategies GOLD is based on 38 research-based objectives that include predictors of school success and are aligned with the Colorado Academic Standards for Preschool and Kindergarten, Colorado Quality Standards for Early Childhood Care and Education Services and the Head Start Child Development and Early Learning Framework. Outcome data for children's growth and developmental progress is gathered three times this year. Here is the Fall 2021 Baseline child assessment data and the Spring 2022 Final child assessment outcome data.



The Creative Curriculum for Infants, Toddlers, & Two's 2nd Edition, GOLD Online Child Assessment system, and the Pyramid and the CARES Social-Emotional Strategies are used. Teaching Strategies GOLD is based on 38 research-based objectives that include predictors of school success and are aligned with the Colorado Academic Standards for Preschool and Kindergarten, Colorado Quality Standards for Early Childhood Care and Education Services and the Head Start Early Learning Outcomes Framework.



Teacher-Child Interactions:

The purpose of the Social/Emotional monitoring is to monitor how the teachers are helping children with the social and emotional skills. This is completed by observing the teachers in their classroom settings to ensure that they are utilizing the components of their environment to provide safe places and the tools the children would need, as well as their skills of assisting the children with regulating their feelings and emotions by being able to calm down or solve their problems. It is also important for the teachers to remain calm themselves.

Early Head Start Monitoring Results:

Building Relationships	
➤	6 out of 6 classrooms respond to children's emotional needs
➤	6 out of 6 classrooms acknowledge all children's communication efforts
➤	6 out of 6 classrooms have respect for all children.
➤	6 out of 6 classrooms show evidence of connections between staff and children.
➤	6 out of 6 classrooms show evidence of connections among children.
➤	6 out of 6 classrooms display enthusiasm and affection.
Guiding Behaviors	
➤	6 out of 6 classrooms provide opportunities for children to work/play together.
➤	6 out of 6 classrooms acknowledge positive behavior.
➤	6 out of 6 classrooms communicate clear expectations in a positive manner.
➤	6 out of 6 classrooms have children involved in fun, age-appropriate activities.
➤	6 out of 6 classrooms show evidence of connections amongst children.
➤	6 out of 6 classrooms remain at eye level and within physical proximity.
Physical Environment	
➤	6 out of 6 classrooms have children's photographs displayed at eye level.
➤	6 out of 6 classrooms have children's names throughout the room.
➤	6 out of 6 classrooms have enough materials in each area for 3 children to participate in.
➤	6 out of 6 classrooms have artwork displayed at eye level.
➤	6 out of 6 classrooms have individual and unique artwork (child-directed).
➤	6 out of 6 classrooms have a cozy corner, class schedule and safety rules posted.

Head Start Monitoring Results:

Classrooms	
➤	26 out of 26 classrooms have Safety Rules posted at children's level in English & Spanish.
➤	26 out of 26 classrooms have the Classroom Schedule posted at the children's level with a marker for the part of day.
➤	26 out of 26 classrooms has a Cozy Corner/Safe Place with materials provided.
➤	26 out of 26 classrooms have at least 5 children that know the Safety Rules.
➤	26 out of 26 classrooms have Conscious Discipline Resources being used (puppets, books, CDs).
➤	25 out of 26 classrooms have meaningful jobs assigned.
Teacher	
➤	26 out of 26 Teachers can give 3 examples of how and when they have used the Problem-Solving Steps.
➤	26 out of 26 Teachers have the Solution Kits accessible to the children to use in the classroom.
➤	26 out of 26 Teachers can give 3 examples of how and when they have used the Calming Down Steps.
➤	26 out of 26 Teachers have the Calming Down and Problem-Solving Steps posted in different areas of the classroom.
Assistant Teacher	
➤	25 out of 25 Assistant Teachers can give 3 examples of how and when they have used the Problem-Solving Steps.
➤	25 out of 25 Assistant Teachers can give 3 examples of how and when they have used the Calming Down Steps.

Center Staff Qualifications (Preschool)

- Teachers (16):
 - Advanced Degree (MA) in ECE or related field (0)
 - Bachelors in ECE or related field (6)
 - Associates in ECE or related field (6)
 - Avg. Number of Preschool Teaching Hrs of Experience = 3,890.91
 - Avg. ECE college credit hours = 13.45 credit hours.
- Assistant Teachers (24):
 - Bachelors in ECE or related field (1)
 - AA ECE or related field (2), Preschool CDA (17)
 - Enrolled in Preschool CDA (4)
 - Enrolled in AA/BA (0).
 - In-Training (1)
 - Avg. Number of Preschool Teaching Hrs of Experience = 4,963.89 hrs.
 - Avg. ECE college credit hours = 14.45 credit hours.
- Site Education Managers (SEM's):
 - Masters in ECE or related field (0)
 - Bachelors in ECE or related field (6)
 - Associates in ECE or related field (4).
 - CDA and Enrolled in ECE or Related Degree (1)
 - Avg. Number of Preschool Teaching Hrs of Experience = 5,562.43 hrs.
 - Avg. ECE college credit hours = 17.16 hours.

Infant/Toddler Child Development Staff (Teachers) (12):

- BA ECE; focus on Infant/Toddler (0)
- AA ECE; focus on Infant/Toddler (3)
- Infant/Toddler CDA/Equivalent (4)
- General Education Diploma (1)
- High School Grad (2)
- No CDA, No Degree (1)

EHS Site Education Managers (2):

- Bachelors in ECE or related field (1)
- Associates in ECE or related field (1)



Family Services and Family Engagement

- CEEN families that received at least one service (crisis intervention, mental health, substance abuse prevention, domestic violence services, parent education, etc.): 433 Head Start; 65 Early Head Start
- Number of CEEN families that Volunteered in the program: 456 Head Start; 67 Early Head Start
- Total number of CEEN fathers who participated in regularly scheduled activities: 148 Head Start; 10 Early Head Start
- Number of Documented Hours Head Start Families Spent Completing Specific Educational Activities at Home: 13,075.14 hours
- Number of Documented Hours Early Head Start Families Spent Completing Specific Educational Activities at Home: 5,310 hours
- Total Amount of Head Start Family/Parent Non-Federal Share (In-Kind Contributions): \$273,448.73.
- Total Amount of Early Head Start Family/Parent Non-Federal Share (In-Kind Contributions): \$107,347.91.